



# Micro-shot Technology



## CCD Camera

- ✧ MC15 1.4mp - Sony icx205
- ✧ MC15 (Mono)
- ✧ MC20 1.4mp - Sony icx285
- ✧ MC20 (Mono)
- ✧ MC30 3.3mp - Sony icx252
- ✧ MC50 5.0mp - Sony icx282

## CMOS Camera

- ✧ MD10 1.3mp
- ✧ MD20 2.0mp
- ✧ MD30 3.0mp
- ✧ MD50 5.0mp
- ✧ MD90 9.0mp
- ✧ MDX4 14.0mp
- ✧ MD05 0.8mp XGA output  
Industrial camera



Mshot Cameras

Item	MD30	MD50	MD90	MC15	MC20	MC30	MC50
Sensor	1/2" CMOS	1/2.5" CMOS	1/2.3" CMOS	1/2" CCD	2/3" CCD	1/1.8" CCD	2/3" CCD
Resolution	2048x1563	2592x1944	3488x2616	1360x1024	1360x1024	2048x1536	2592x1944
Pixel Size	3.2x3.2um	2.2x2.2um	1.75x1.75um	4.6x4.6um	6.45x6.45um	3.45x3.45um	3.4x3.4um
Frame Rate	12fps 30fps	5fps 20fps	3fps 30fps	7.5fps	15fps 60fps	5fps 30fps	3fps 40fps
S/N Ratio	43dB	40.5dB	40.5dB	66dB	72dB	72dB	72dB
Auto Exposure	10us-32ms	10us-32ms	10us-32ms	6ms-650ms	22.7us-115s	0.1ms-200ms	1.6ms-17.9min
Scanning Mode	Progressive						
Data Output	USB2.0(480Mbit/sec)						
Shutter	Electric, global						
Binning Options	1x1,2x2,4x4...16x16						
White Balance	Automatic/ Regional white balance option						
Software	Mshot Microscope Digital Imaging System						
Packing	Standard Export Carton with styrofoam, Size:25x15x8cm Package content: USB2.0 cable; CD of software & driver; 0.01mm Micrometer; Lens cleaing tissue; 1x eyepiece mount						



## The Best Microscope Imaging Solution Provider from China

Micro-shot Technology Co., Ltd. | Tel:+8620-38262481, Fax:+8620-38262491 | website: www.m-shot.com | Email: sales@m-shot.com  
Address: South 422-424 4F, Building A, Tianhe Software Park, Zhongshan Avenue, Guangzhou, Guangdong, China

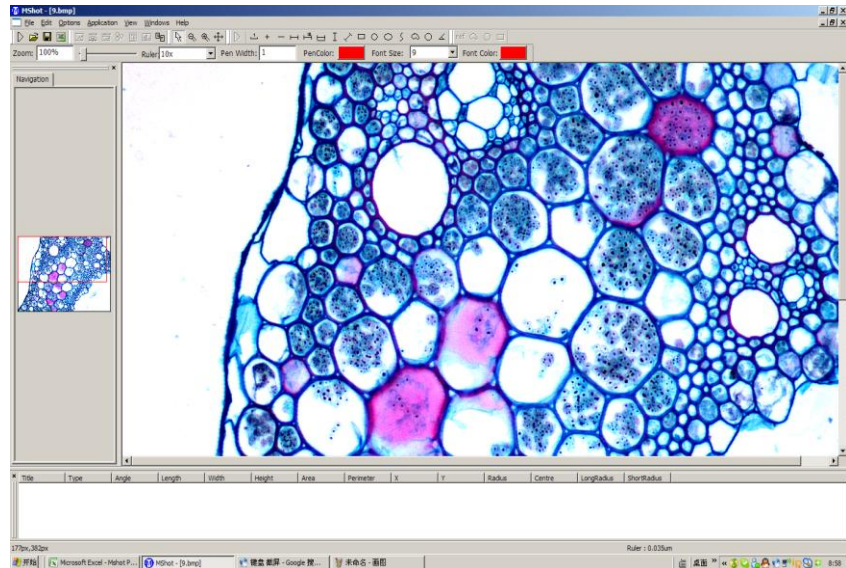
# Mshot Software

## Microscope Digital Imaging system



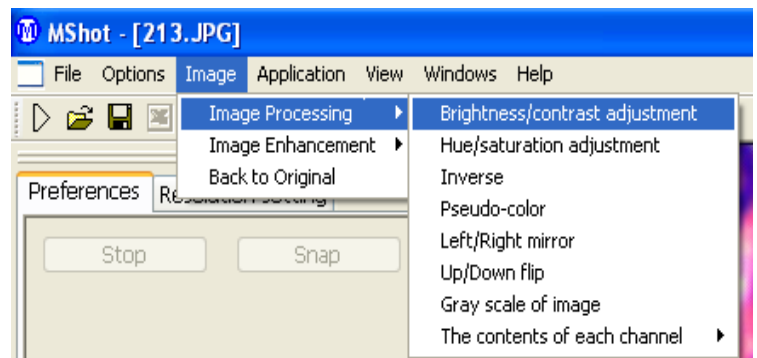
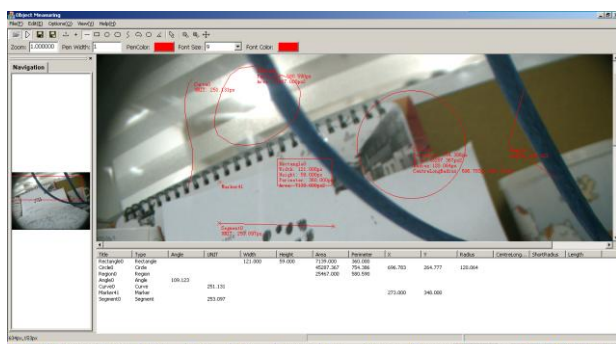
### Applications:

- Preview and Capturing
- Dynamic measuring
- Image mosaic
- Software count
- Image enhancement
- Vedio recording



### Features:

- ✧ Support all vedio capturing devices of WDM and TWAIN drivers.
- ✧ Support Mshot series cameras.
- ✧ Preview and acquire pictures via vedio capturing devices, save them to PC. bmp. and jpg. format supported.
- ✧ Support static and dynamic meterage, export measurement data to an Excel file.  
Measure the length of a curve or a straight line, size, radius of a circle, and angle.
- ✧ Support auto white balance and regional white balance.
- ✧ Support image enhancement.
- ✧ Support software count (optional).
- ✧ Support image mosaic (optional).
- ✧ Capture sequence images and images at a fixed time.
- ✧ Support binning 1x1, 2x2 ...16x16.
- ✧ Support operating system of windows xp/vista/win7 32bit and 64bit in English.



The Best Microscope Imaging Solution Provider from China

Micro-shot Technology Co., Ltd. | Tel:+8620-38262481, Fax:+8620-38262491 | website: www.m-shot.com | Email: sales@m-shot.com  
Address: South 422-424 4F, Building A, Tianhe Software Park, Zhongshan Avenue, Guangzhou, Guangdong, China